

## JARO, LEYTE - HSWG Partner Reporting Recovery Shelter Activities (as of 06-OCT-2014)



The graphs shown below represent the sum of households who have received (HH reached) or who will receive (HH targeted or underway) recovery shelter support by HSWG partner agencies. Numbers reached are those reported to the HSWG by 6th October 2014. Household number do not represent the total needs by Barangay - for this, consult with relevant Barangay or Municipality. PLEASE NOTE - scale differs in each graph.

For explanation of intervention types, please see Shelter Cluster Recovery guidelines:

<https://www.sheltercluster.org/Asia/Philippines/Typhoon%20Haiyan%202013/Documents/Recovery%20Shelter%20Guidelines.pdf>

The full data set of HSWG data can be found here:

<https://www.sheltercluster.org/Asia/Philippines/Typhoon%20Haiyan%202013/Documents/20141003%20HSWG%20Database%20for%20website.xlsx>



## JARO, LEYTE - HSWG Partner Reporting Recovery Shelter Activities (as of 06-OCT-2014)

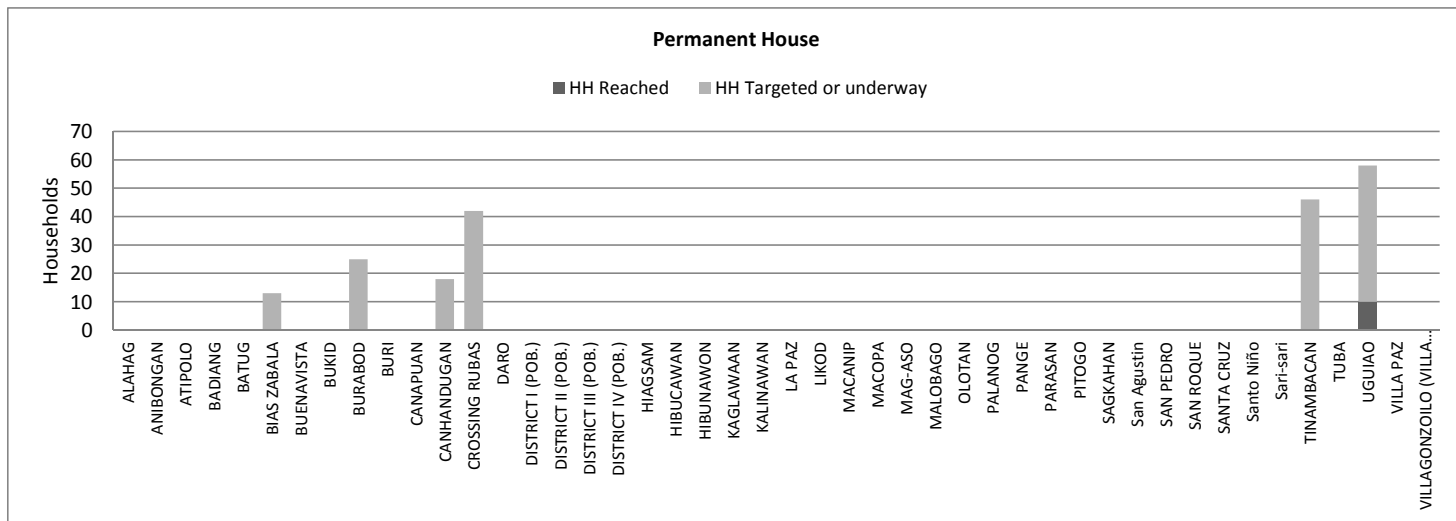
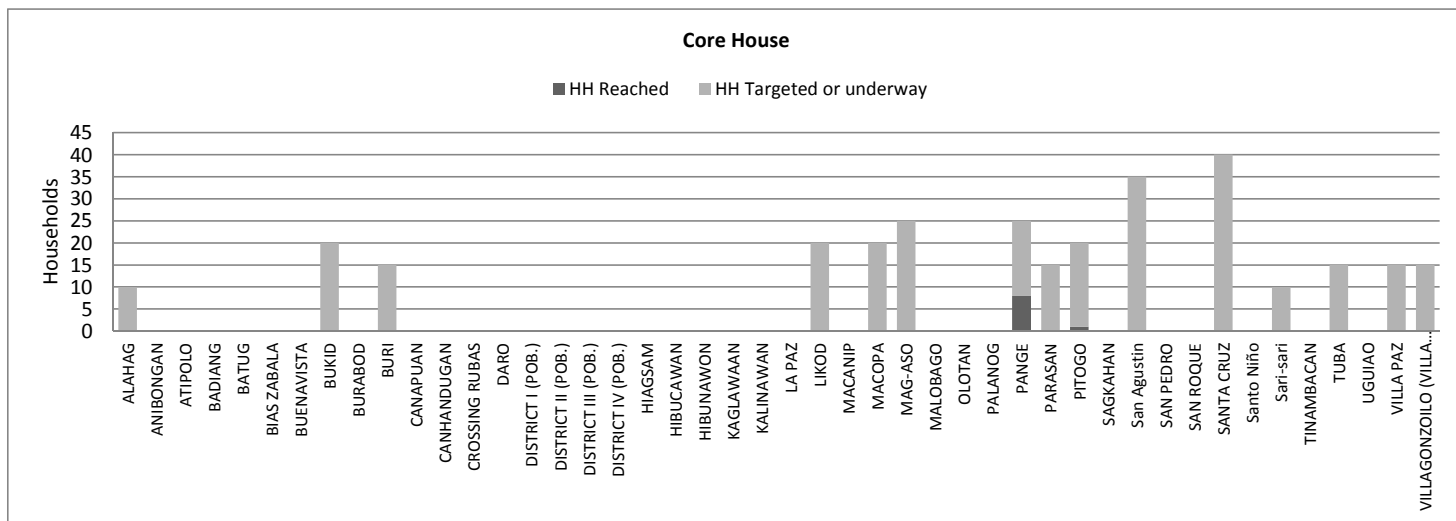
The graphs shown below represent the sum of households who have received (HH reached) or who will receive (HH targeted or underway) recovery shelter support by HSWG partner agencies. Numbers reached are those reported to the HSWG by 6th October 2014. Household number do not represent the total needs by Barangay - for this, consult with relevant Barangay or Municipality. PLEASE NOTE - scale differs in each graph.

For explanation of intervention types, please see Shelter Cluster Recovery guidelines:

<https://www.sheltercluster.org/Asia/Philippines/Typhoon%20Haiyan%202013/Documents/Recovery%20Shelter%20Guidelines.pdf>

The full data set of HSWG data can be found here:

<https://www.sheltercluster.org/Asia/Philippines/Typhoon%20Haiyan%202013/Documents/20141003%20HSWG%20Database%20for%20website.xlsx>





## JARO - HSWG Partner reporting

### Recovery Shelter activities (as of 06-OCT-2014)

#### Interventions By AGENCIES

The data shown below represent the sum of households who have received (HH reached) or who will receive (HH targeted or underway) recovery shelter support by HSWG partner agencies. Numbers reached are those reported to the HSWG by 6th October 2014. The full data set of HSWG data can be found here:

<https://www.sheltercluster.org/Asia/Philippines/Typhoon%20Haiyan%202013/Documents/20141003%20HSWG%20Database%20for%20website.xlsb>

Agency	Temporary Shelter		Repairs & Retrofit		Core House		Permanent House		Total HH Reached	Total HH Targeted
	HH Reached	HH Targeted	HH Reached	HH Targeted	HH Reached	HH Targeted	HH Reached	HH Targeted		
Citizens' Disaster Response Center							10	202	10	202
GOAL			600	600	9	300			609	900
Habitat for Humanity			255	255					255	255
IOM			275	275					275	275
<b>Grand Total</b>			<b>1,130</b>	<b>1,130</b>	<b>9</b>	<b>300</b>	<b>10</b>	<b>202</b>	<b>1,149</b>	<b>1,632</b>



## JARO - HSWG Partner reporting

### Recovery Shelter activities (as of 06-OCT-2014)

#### Interventions By BARANGAYS

The data shown below represent the sum of households who have received (HH reached) or who will receive (HH targeted or underway) recovery shelter support by HSWG partner agencies. Numbers reached are those reported to the HSWG by 6th October 2014. The full data set of HSWG data can be found [here](https://www.sheltercluster.org/Asia/Philippines/Typhoon%20Haiyan%202013/Documents/20141003%20HSWG%20Database%20for%20website.xlsx):

<https://www.sheltercluster.org/Asia/Philippines/Typhoon%20Haiyan%202013/Documents/20141003%20HSWG%20Database%20for%20website.xlsx>

	Temporary Shelter		Repairs & Retrofit		Core House		Permanent House		Total HH Reached	Total HH Target
Barangay	HH Reached	HH Target	HH Reached	HH Target	HH Reached	HH Target	HH Reached	HH Target		
ALAHAG			8	8	0	10			8	18
ANIBONGAN			89	89					89	89
ATIPOLO										
BADIANG										
BATUG										
BIAS ZABALA							0	13	0	13
BUENAVISTA			85	85					85	85
BUKID			13	13	0	20			13	33
BURABOD							0	25	0	25
BURI			24	24	0	15			24	39
CANAPUAN										
CANHANDUGAN							0	18	0	18
CROSSING RUBAS							0	42	0	42
DARO			39	39					39	39
DISTRICT I (POB.)										
DISTRICT II (POB.)										
DISTRICT III (POB.)										
DISTRICT IV (POB.)										
HIAGSAM										
HIBUCAWAN			186	186					186	186
HIBUNAWON										
KAGLAWAAN										
KALINAWAN			30	30					30	30
LA PAZ										
LIKOD					0	20			0	20
MACANIP			73	73					73	73
MACOPA			37	37	0	20			37	57
MAG-ASO			27	27	0	25			27	52
MALOBAGO			33	33					33	33
LOTAN										
PALANOG			11	11					11	11
PANGE					8	25			8	25
PARASAN			13	13	0	15			13	28
PITOGO			72	72	1	20			73	92
POBLACION			255	255					255	255
SAGKAHAN										
San Agustin					0	35			0	35
SAN PEDRO										
SAN ROQUE			27	27					27	27
SANTA CRUZ			61	61	0	40			61	101
Santo Niño			20	20					20	20
Sari-sari					0	10			0	10
TINAMBACAN							0	46	0	46
TUBA			27	27	0	15			27	42
UGUIAO							10	58	10	58
VILLA PAZ					0	15			0	15
VILLAGONZOILO (VILLA CONSUELO)					0	15			0	15
<b>Grand Total</b>			<b>1,130</b>	<b>1,130</b>	<b>9</b>	<b>300</b>	<b>10</b>	<b>202</b>	<b>1,149</b>	<b>1,632</b>



## JARO - HSWG Partner reporting

**Recovery Shelter activities (as of 06-OCT-2014)**
**Interventions By BARANGAYS & AGENCIES**

The data shown below represent the sum of households who have received (HH reached) or who will receive (HH targeted or underway) recovery shelter support by HSWG partner agencies. Numbers reached are those reported to the HSWG by 6th October 2014. The full data set of HSWG data can be found here:

<https://www.sheltercluster.org/Asia/Philippines/Typhoon%20Haiyan%202013/Documents/20141003%20HSWG%20Database%20for%20website.xlsx>

Barangays & Agency	Temporary Shelter		Repairs & Retrofit		Core House		Permanent House		Total HH Reached	Total HH Target
	HH Reached	HH Target	HH Reached	HH Target	HH Reached	HH Target	HH Reached	HH Target		
<b>ALAHAG</b>			8	8	0	10			8	18
GOAL			8	8	0	10			8	18
<b>ANIBONGAN</b>			89	89					89	89
IOM			89	89					89	89
<b>ATIPOLO</b>										
<b>BADIANG</b>										
<b>BATUG</b>										
<b>BIAS ZABALA</b>							0	13	0	13
Citizens' Disaster Response Center							0	13	0	13
<b>BUENAVISTA</b>			85	85					85	85
GOAL			85	85					85	85
<b>BUKID</b>			13	13	0	20			13	33
GOAL			13	13	0	20			13	33
<b>BURABOD</b>							0	25	0	25
Citizens' Disaster Response Center							0	25	0	25
<b>BURI</b>			24	24	0	15			24	39
GOAL			24	24	0	15			24	39
<b>CANAPUAN</b>										
<b>CANHANDUGAN</b>							0	18	0	18
Citizens' Disaster Response Center							0	18	0	18
<b>CROSSING RUBAS</b>							0	42	0	42
Citizens' Disaster Response Center							0	42	0	42
<b>DARO</b>			39	39					39	39
GOAL			39	39					39	39
<b>DISTRICT I (POB.)</b>										
<b>DISTRICT II (POB.)</b>										
<b>DISTRICT III (POB.)</b>										
<b>DISTRICT IV (POB.)</b>										
<b>HIAGSAM</b>										
<b>HIBUCAWAN</b>			186	186					186	186
IOM			186	186					186	186
<b>HIBUNAWON</b>										
<b>KAGLAWAAN</b>										
<b>KALINAWAN</b>			30	30					30	30
GOAL			30	30					30	30
<b>LA PAZ</b>										
<b>LIKOD</b>					0	20			0	20
GOAL					0	20			0	20
<b>MACANIP</b>			73	73					73	73
GOAL										

**JARO - HSWG Partner reporting**

Recovery Shelter activities (as of 06-OCT-2014)

Interventions By BARANGAYS &amp; AGENCIES

The data shown below represent the sum of households who have received (HH reached) or who will receive (HH targeted or underway) recovery shelter support by HSWG partner agencies. Numbers reached are those reported to the HSWG by 6th October 2014. The full data set of HSWG data can be found here:

<https://www.sheltercluster.org/Asia/Philippines/Typhoon%20Haiyan%202013/Documents/20141003%20HSWG%20Database%20for%20website.xlsx>

Barangays & Agency	Temporary Shelter		Repairs & Retrofit		Core House		Permanent House		Total HH Reached	Total HH Target
	HH Reached	HH Target	HH Reached	HH Target	HH Reached	HH Target	HH Reached	HH Target		
<b>MACOPA</b>			37	37	0	20			37	57
GOAL			37	37	0	20			37	57
<b>MAG-ASO</b>			27	27	0	25			27	52
GOAL			27	27	0	25			27	52
<b>MALOBAGO</b>			33	33					33	33
GOAL			33	33					33	33
<b>OLOTAN</b>										
<b>PALANOG</b>			11	11					11	11
GOAL			11	11					11	11
<b>PANGE</b>					8	25			8	25
GOAL					8	25			8	25
<b>PARASAN</b>			13	13	0	15			13	28
GOAL			13	13	0	15			13	28
<b>PITOGO</b>			72	72	1	20			73	92
GOAL			72	72	1	20			73	92
<b>POBLACION</b>			255	255					255	255
Habitat for Humanity			255	255					255	255
<b>SAGKAHAN</b>										
<b>San Agustin</b>					0	35			0	35
GOAL					0	35			0	35
<b>SAN PEDRO</b>										
<b>SAN ROQUE</b>			27	27					27	27
GOAL			27	27					27	27
<b>SANTA CRUZ</b>			61	61	0	40			61	101
GOAL			61	61	0	40			61	101
<b>Santo Niño</b>			20	20					20	20
GOAL			20	20					20	20
<b>Sari-sari</b>					0	10			0	10
GOAL					0	10			0	10
<b>TINAMBACAN</b>							0	46	0	46
Citizens' Disaster Response Center							0	46	0	46
<b>TUBA</b>			27	27	0	15			27	42
GOAL			27	27	0	15			27	42
<b>UGUIAO</b>							10	58	10	58
Citizens' Disaster Response Center							10	58	10	58
<b>VILLA PAZ</b>					0	15			0	15
GOAL					0	15			0	15
<b>VILLAGONZOILO (VILLA CONSUELO)</b>					0	15			0	15
GOAL					0	15			0	15
<b>Grand Total</b>			1,130	1,130	9	300	10	202	1,149	1,632